

NAME: \_\_\_\_\_

CLASS: \_\_\_\_\_

TEACHER: \_\_\_\_\_



# *A Narrative Exercise*

Describe your summer vacation using the narrative outline as a guide.

Name: \_\_\_\_\_ Date: \_\_\_\_\_ Class: \_\_\_\_\_ Teacher: \_\_\_\_\_

BEGINNING:

MIDDLE:

EVENT 1:

EVENT 2:

EVENT 3:

END:

# ENGLISH CLASS STORY REVIEW

Can you remember these 5 Ws  
from the story "The Goldilocks & The 3 Bears"?

NAME:

CLASS:

TEACHER:

DATE:



EduKids International  
Virtual Academy Inc.  
LEARNING SOLUTIONS FOR FUTURE LEADERS!

Who was the  
main character?

Where did  
the story happen?

When did the  
story take place?

What did the  
main character do?

Why did the  
main character do it?



EduKids International  
Virtual Academy Inc.  
LEARNING SOLUTIONS FOR FUTURE LEADERS!


# LET ME TELL YOU A STORY

Story title:

Author:



Summary:



Characters:

Setting:

Themes:

Conflict:

Name:

Date:

Class:

Teacher:

# My Weekly Vocabulary List

Name:

Date:

Class:

Teacher:

## MONDAY

Word:

Definiton:

## TUESDAY

Word:

Definiton:

## WEDNESDAY

Word:

Definiton:

## THURSDAY

Word:

Definiton:

## FRIDAY

Word:

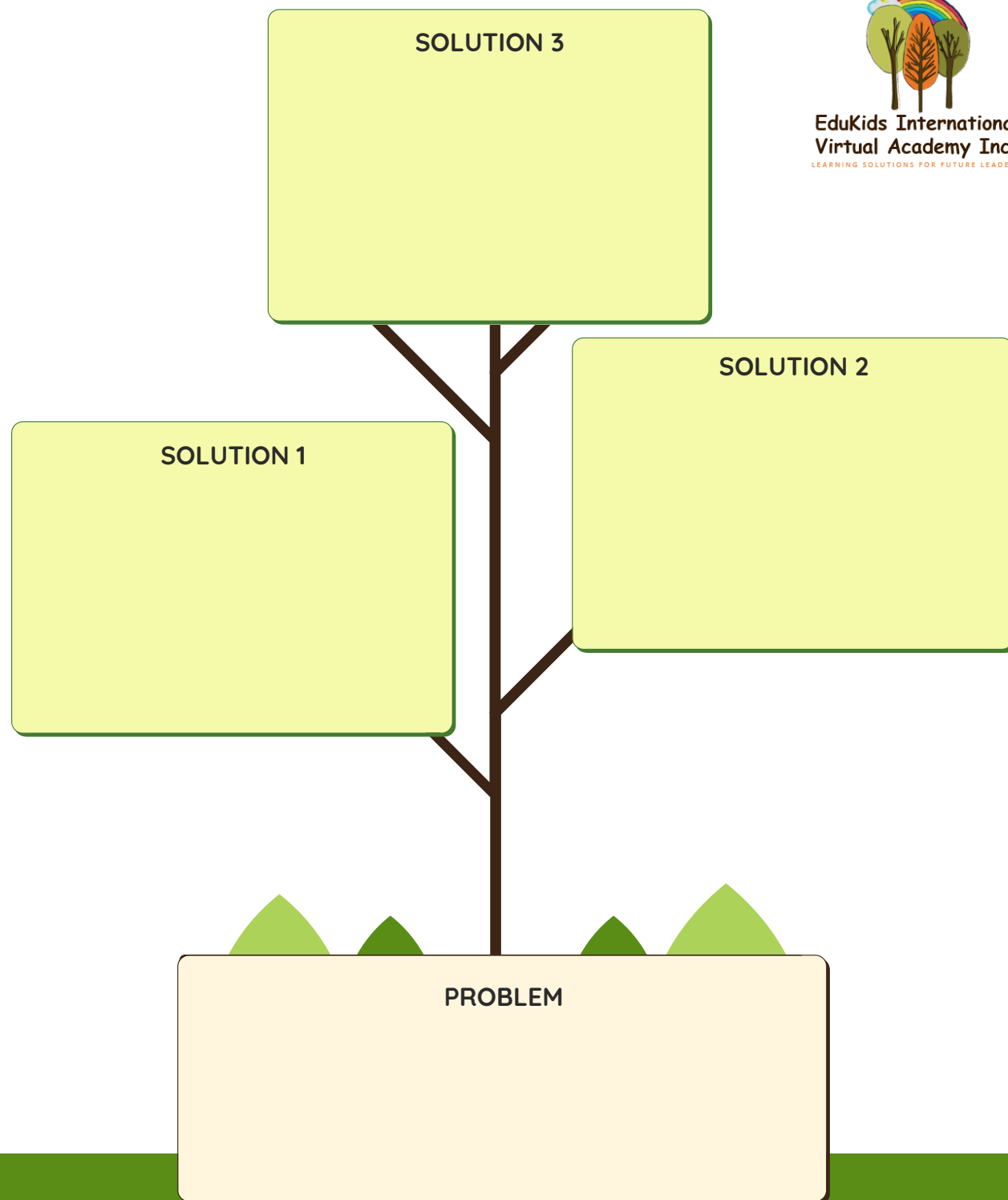
Definiton:

Name: \_\_\_\_\_

# PROBLEM SOLVING TREE

Find out different ways to solve a problem.  
Pick the best one.

I choose solution number \_\_\_\_\_  
because \_\_\_\_\_  
\_\_\_\_\_



# ADDITION EXERCISE

Can you do Addition by Mental Math? Let's practice!

$50 + 50 = \bigcirc$

$30 + 6 = \bigcirc$

$40 + 10 = \bigcirc$

$10 + 20 = \bigcirc$

$60 + 3 = \bigcirc$

$20 + 8 = \bigcirc$

$10 + 5 = \bigcirc$

$30 + 5 = \bigcirc$

$5 + 5 = \bigcirc$

Name:

Section:

Teacher:

Score:

NAME: \_\_\_\_\_

CLASS: \_\_\_\_\_

TEACHER: \_\_\_\_\_

# LET'S SENSE THE WORLD

After taking a walk, write what you observed.



EduKids International  
Virtual Academy Inc.  
LEARNING SOLUTIONS FOR FUTURE LEADERS!


I saw:




I smelled:



I heard:




I touched:



I tasted:





# TREE PLANTING

*What are the steps to planting a tree?*

Name:

Teacher:

Class:

## Materials Needed



### Step 1



### Step 2

### Step 3

### Step 4

### Step 5

### Step 6

### Step 7

### Step 8

